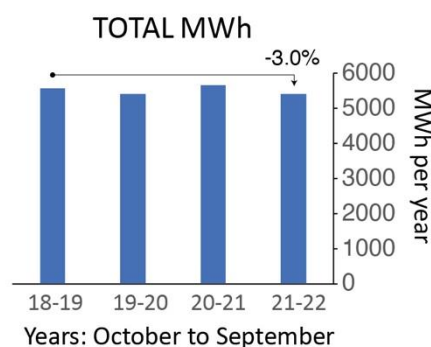
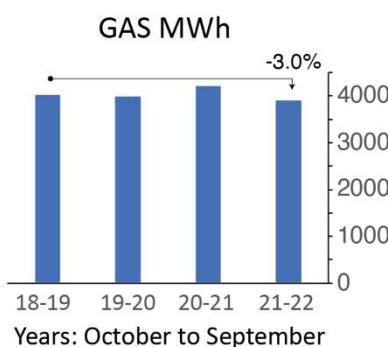
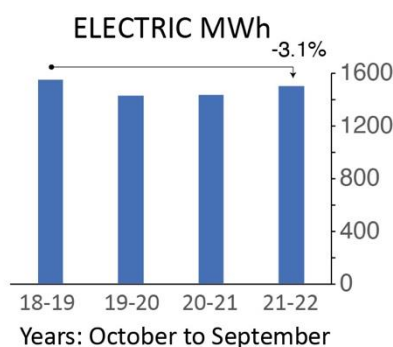
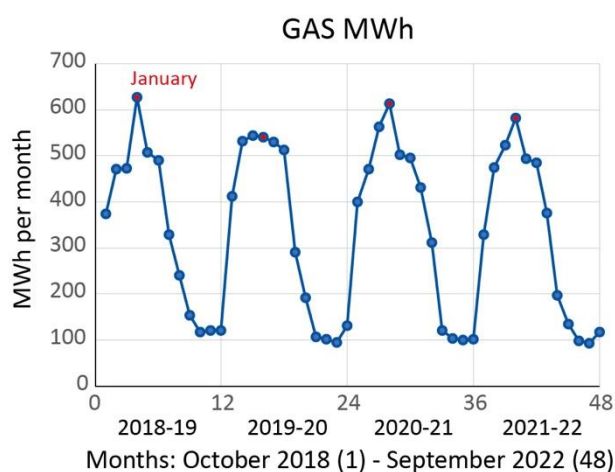
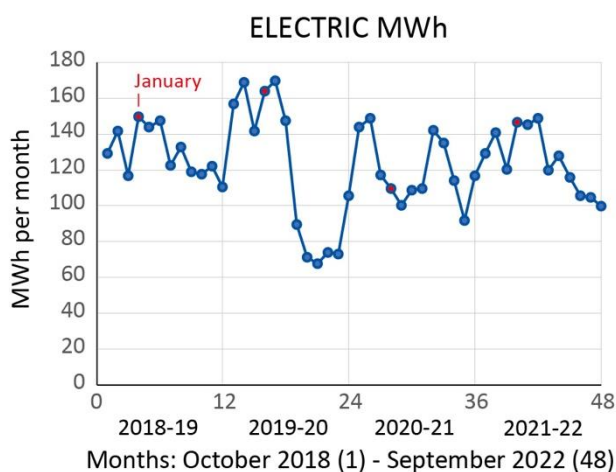


Corpus Christi College Cambridge

Energy Report 2018-2022

This Energy Report summarises the electricity and natural gas consumption of Corpus Christi College from October 2018 to September 2022. The data are divided into four years (October to September) corresponding to the academic years 2018-19, 2019-20, 2020-21 and 2021-22. The years 2019-20 and 2020-21 were affected by the pandemic and are atypical. The year 2018-19 is thus the reference year for comparison with 2021-22 and future years. Note that the data refer only to the College operational estate, not to any part of the College's investment portfolio, and note that three monthly data points from manual read electricity meters (<15% consumption) have been interpolated to provided montly data points.



Data on consumption in kWh have been translated into kg CO₂e (CO₂ equivalent, the total global warming potential (GWP) of the greenhouse gases (GHGs) produced, expressed as the GWP of CO₂) using annual *UK Government GHG Conversion Factors for Company Reporting*. Although a substantial portion of our electricity is now from renewable sources, the electricity conversion factors used are standard values for the National Grid. These values have decreased year-on-year, causing almost all of the decrease in CO₂e observed.

